

Foundation Programme  
in Literacy, Numeracy and Skills  
(FPLNS)

मराठी

**MARATHI**

**GRADE 8**

Student's Workbook

Theme 6: Celebrations and Festivals  
**Festivals**

---

MAHATMA GANDHI INSTITUTE  
under the aegis of  
MINISTRY OF EDUCATION AND HUMAN RESOURCE  
Republic of Mauritius

2026



# Table of content

<b>Guide to Educators</b> .....	<b>ii</b>
<b>Activity 1: Listen and repeat</b> .....	<b>1</b>
<b>Activity 2: Read the vocabulary words</b> .....	<b>2</b>
<b>Activity 3: Picture labelling</b> .....	<b>3</b>
<b>Activity 4: Matching</b> .....	<b>4</b>
<b>Activity 5: Choose the correct word</b> .....	<b>5</b>
<b>Activity 6: Fill in the blanks</b> .....	<b>7</b>
<b>Activity 7: Word decoding</b> .....	<b>8</b>
<b>Activity 8: Unscramble the words</b> .....	<b>9</b>
<b>Activity 9: Cut and paste</b> .....	<b>10</b>
<b>Activity 10: Identify and match</b> .....	<b>13</b>
<b>Activity 11: Rearrange the words</b> .....	<b>14</b>
<b>Activity 12: Read the passage and answer the questions</b> .....	<b>15</b>
<b>Activity 13: Invitation card</b> .....	<b>16</b>
<b>Activity 14: Picture labelling</b> .....	<b>17</b>
<b>Activity 15: Learning-by-doing</b> .....	<b>18</b>

# Guide to Educators

## Learning Outcomes

- Identify the main religious festivals in Mauritius such as Deepavali, Cavadee, Ugadi, Ganesh Chaturthi, Eid, the Spring festival, and Christmas.
- Engage in simple conversations about each festival.
- Describe the key practices of specific religious festivals.
- Practise pronunciation of festivals' names and associated vocabulary words (fasting, place of worship, clothing).
- Appreciate the cultural and spiritual significance of religious festivals to believers.

## Activities

- Listen and repeat.
- Read the vocabulary words.
- Picture labelling.
- Matching.
- Choose the correct word.
- Fill in the blanks.
- Word decoding.
- Unscramble the words.
- Cut and paste.
- Identify and match.
- Rearrange the words.
- Read the passage and answer the questions.
- Invitation card.
- Picture labelling.
- Learning-by-doing

## Other Proposed Activities

- Quiz.
- Crossword.
- Cultural fashion show.
- Cultural dance performance or workshop.

## Additional Resources

- Use pictures and real-life examples to aid recognition.
- Repetitive practice through songs and rhymes.
- Videos to display each festival celebration.

## Portfolio Assessment

- Skills-based assessments.

## Activity 1: Listen and repeat.

### Listening and Reading Activities:

- The Educator reads the lyrics aloud.
- The Educator plays the song.
- The students listen and repeat the song.

गणा धाव रे मला पाव रे  
तुझ्या प्रेमाचे किती गुण गाऊ रे  
तू दर्शन आम्हाला दाव रे

तुझ्या कृपेची छाया असू दे  
ध्यानी मनी नाम तुझे ठसू दे

माझी वादळात सापडली नाव रे  
दूर किनारी हाय माझा गाव रे

तुझ्या प्रेमाचे किती गुण गाऊ रे

The Educator may access the audio-visual version of the above song through this link:

<https://youtu.be/nuGxrIgaPtY?si=akM8owzKoPMdl>

## Activity 2: Read the vocabulary words.

### Reading Activity:

- The Educator introduces the festivals to the students.
- The Educator reads the name of each festival aloud.
- The students identify and repeat the words.

गणेश चतुर्थी



चिनी नूतन वर्ष



नाताळ



कावडी



ईद



उगादी





दिवाळी




### Activity 3: Picture labelling.

#### Reading and Writing Activities:

- The Educator asks the students to name some festivals in our country.
- The Educator helps the students to read aloud the given words and identify the corresponding pictures.
- The students choose the correct word from the box to label each picture.



गणेश चतुर्थी  
ईद  
कावडी  
उगादी  
चिनी नूतन वर्ष  
दिवाळी  
नाताळ



## Activity 4: Matching.

### Reading Activity:

- The Educator talks about the festivals (how are they celebrated, the food, the rituals and so on).
- The Educator asks the students to provide words that reflect festivals.
- The students match column A with column B.

### Column A

### Column B

चिनी नूतन वर्ष

बिर्याणी  
मेंदी



उगादी

भेटवस्तू  
नाताळवृक्ष



कावडी

फुन पाव  
ड्रॅगन नृत्य



गणेश चतुर्थी

दिवा  
फटाके वाजवणे



दिवाळी

मोदक  
झाकडी नृत्य




नाताळ

उगादी पचडी  
रांगोळी



ईद

ध्वजारोहण  
कावडी



## Activity 5: Choose the correct word.

### Reading and Writing Activities:

- The Educator invites the students to discuss the different dressing styles worn during each festival.
- The students look at the pictures, choose the correct word from the brackets and fill in the blanks.



----- लोक दिवाळी साजरी करतात. (मुस्लिम, हिंदू)



----- लोक कावडी साजरा करतात. (ख्रिस्ती, तमिळ)



----- लोक उगादी साजरा करतात. (तेलुगु, चिनी)



----- लोक गणेश चतुर्थी साजरी करतात. (मराठी, मुस्लिम)



----- लोक ईद साजरी करतात. (तमिळ, मुस्लिम)



----- लोक चिनी नूतन वर्ष साजरे करतात. (मराठी, चिनी)



----- लोक नाताळ साजरा करतात. (तेलुगु, ख्रिस्ती)

## Activity 6: Fill in the blanks.

### Reading and Writing Activities:

- The students observe the pictures of the different places of worship.
- The Educator encourages the students to share their knowledge about the places of worship in different communities.
- The students choose the correct words from the brackets and fill in the blanks.

(देवळात, कोविलात, पागोडात, मंदिरंमध्ये, गिरजाघरात, मशिदीत )



तमिळ लोक ----- जातात.



मराठी लोक ----- पूजा करायला जातात.



चिनी लोक ----- प्रार्थना करायला जातात.



ख्रिस्ती लोक ----- प्रार्थना करायला जातात.



मुस्लिम लोक ----- जातात.



तेलुगु लोक ----- जातात.

## Activity 7: Word decoding.

### Reading and Writing Activities:

- The Educator does a recap on letters/syllables, then places students in pairs and asks them to decode the given words.
- The students recall letters/syllables and decode the given words.

उदा. गणेश चतुर्थी	= ग + णे + श      च + तु + र् + थी
गणेश	= .... + .... + ....
मोदक	= .... + .... + ....
मंदिर	= .... + .... + ....
पूजा	= .... + .....
आरती	= ..... + ..... + .....
मिरवणूक	= .... .. + ..... + ..... + ..... + .....
झाकडी	= ..... + ..... + .....

## Activity 8: Unscramble the words.

### Reading and Writing Activities:

- The Educator divides the students into groups and instructs them to observe, pronounce and rearrange the given letters or syllables to form the correct word.
- The students pronounce the letters/syllables aloud and rearrange them in the correct form.

ण स

---

ण ती ग प

---

द क मो

---

डू ला

---

श ग पे ना द वं

---

क झा डी

---

वा ऊ न री

---


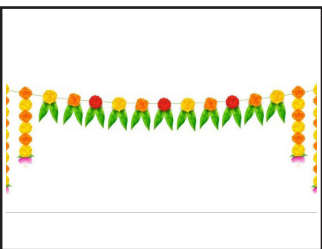

ण तो र

---

## Activity 9: Cut and paste.

### Reading Activity:

- The Educator brainstorms the students on Ganesh Chaturthi etiquette and asks them how they celebrate Ganesh Chaturthi.
- The students:
  - observe the pictures and cut the given sentences from next page and paste them next to the corresponding pictures.
  - read aloud the sentences under the guidance of the Educator.



✂️ -----  
मंदिराला जाणे

✂️ -----  
तोरण बांधणे

✂️ -----  
आरती करणे

✂️ -----  
झाकडी नृत्य करणे

✂️ -----  
मोदक तयार करणे

✂️ -----  
नवे कपडे घालणे



## Activity 10: Identify and match.

### Reading Activity:

- The Educator reads the nouns and the verbs.
- The students identify and match accordingly.

गणेशाची

नेसणे

आरती

काढणे

मोदक

नाचणे

मूर्तीचे

गाणे

नऊवारी

विसर्जन करणे

भजने

पूजा करणे

झाकडी

खाणे

मिरवणूक

करणे

## Activity 11: Rearrange the words.

### Reading and Writing Activities:

- The Educator reads the given words.
- The students:
  - rearrange the words in order to make appropriate sentences.
  - read aloud the complete sentences.

१. मंदिरात – जातात – मराठी लोक – पूजा – करायला

.....

.....

२. पूजा – करतो – आम्ही – गणेशाची

.....

.....

३. नवे – घालतो – आम्ही – कपडे

.....

.....

४. आणि – खातो – मोदक – आम्ही – लाडू

.....

.....

५. मूर्ती – नदीत – आम्ही – विसर्जित – गणेशाची – करतो

.....

.....

## Activity 12: Read the passage and answer the questions.

### Listening, Reading and Writing Activities:

- The Educator reads the passage.
- The students:
  - listen and repeat after the Educator.
  - read and answer the questions under the guidance of the Educator.

मॉरिशसमध्ये आपण अनेक सण साजरे करतो. माणसे वेगवेगळ्या सणांबद्दल शिकतात. ती एकमेकांचा आदर करतात आणि गुण्यागोविंदाने राहतात. आपण आपल्या कुटुंबाबरोबर आणि मित्रांबरोबर सण साजरे करतो. गणेश चतुर्थी हा एक मराठी सण आहे. त्या दिवशी मराठी माणसे देवळात जाऊन गणेशाची पूजा करतात. ती मोदक आणि लाडू तयार करतात. ती झाकडी नाचतात. काही दिवसांनी ती मूर्ती विसर्जित करतात.

(अ) गणेश चतुर्थीशी संबंधित पाच शब्द लिहा.

....., ....., ....., ....., .....

### Encircle the correct answer.

१. मॉरिशसमध्ये आपण अनेक ----- साजरे करतो.

अ. कुटुंब      ब. मुले      क. सण      ड. देश

२. गणेश चतुर्थी हा एक ----- सण आहे.

अ. मुस्लिम      ब. मराठी      क. तेलुगू      ड. चिनी

३. गणेश चतुर्थीला आपण ----- तयार करतो.

अ. लाडू      ब. बिर्याणी      क. उगादी पचडी      ड. भाकरी

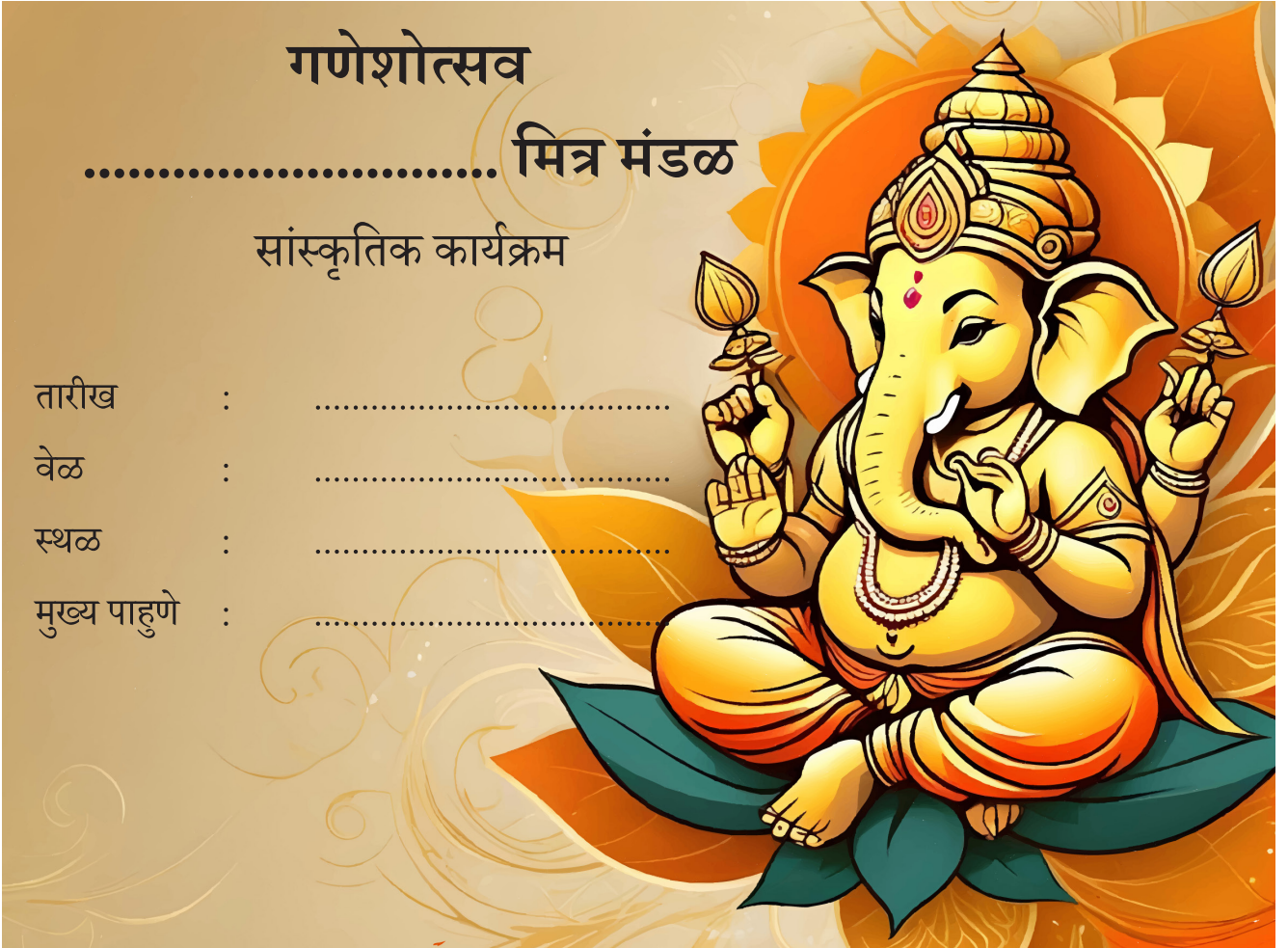
## Activity 13: Invitation card.

The Educator:

- asks the students to list down the key elements in an invitation card.
- encourages the students to show their creativity by designing an Ganesh Chaturthi celebration invitation card.
- provides the students with relevant vocabulary words.

The students prepare another invitation card.


Materials needed: bristol, glue, pencil, scissors, markers/ coloured pencils.



## Activity 14: Picture labelling.

### Reading and Writing Activities:

- The Educator asks the students to reflect on how they celebrate Ganesh Chaturthi festival.
- The students read and choose the correct word from the list below to label the pictures.



(नऊवारी, गणेश, मोदक, लाडू, पूजा करणे)

## Activity 15: Learning-by-doing.

### Listening Activity:

- The Educator reads and guides the students to make a toran.
- The students listen and make their own toran.
- The necessary materials need to be brought beforehand.

तोरण कसे तयार करायचे, ते आता शिकू या.

आवश्यक सामान

- ताजी आंब्याची पाने



- सुई



- धागा



- फुले



- कात्री



पायऱ्या:

सगळे सामान तयार करून ठेवा.

दोऱ्याच्या दोन्ही टोकांना गाठी मारा.

एक पान सुईने दोऱ्यात घाला.

मग एक फूल वेचा.

